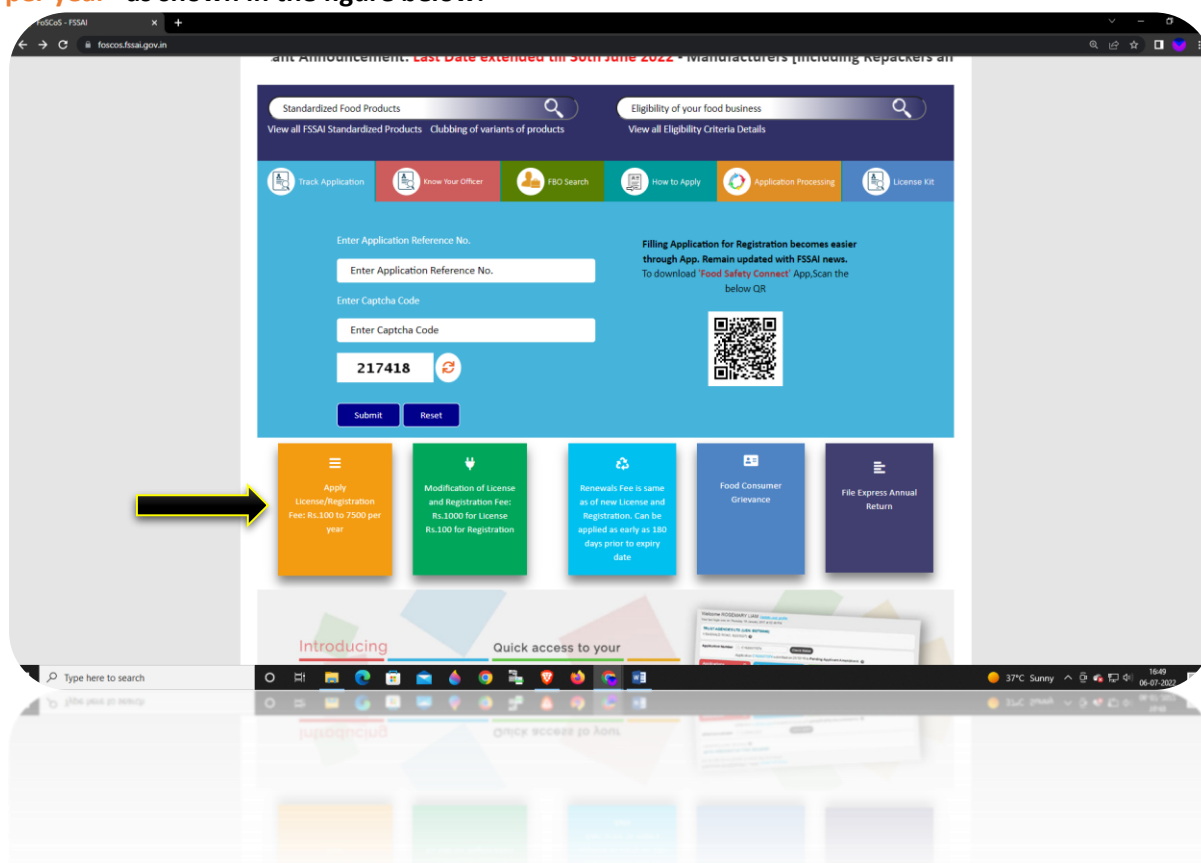



**Step 1: User can log in by clicking on the box “Apply for License/Registration Fee: Rs.100 to 7500 per year” as shown in the figure below:**



**Step 2: Select option as “Apply for License/Registration”.**



**Step 3: Select the **State** where the business premise is located and proceed.**

The screenshot shows the FSSAI FoSCoS portal at the URL [foscos.fssai.gov.in/public/fbo/open-eligibility/N](https://foscos.fssai.gov.in/public/fbo/open-eligibility/N). The page title is "Select Kind of Business". Below the title, there is a dropdown menu labeled "Select State" with a yellow arrow pointing to it. A note states: "Note: Each location will be issued separate license (except transporter where one license will be issued for all vehicle of a single transporter/ business). In case FBO is having premise/unit located in more than one state, FBO has to declare one premise as head office and shall obtain Central License for Head office and separate license for other location as per eligibility criteria (Central or State License or Registration). A Food Business Operator (FBO)'s premise shall have only one FSSAI License or Registration on which any number of kind of businesses (KoB) can be endorsed." Below the note, there are four columns of links: DOCUMENTS REQUIRED (NEW LICENSE, NEW REGISTRATION, RENEWAL OF LICENSE, MODIFICATION, FEE STRUCTURE), ADDITIONAL INFORMATION (ANNUAL RETURN, FORM D-1/FORM D-2, Importer, Exporter, INSPECTION CHECKLIST, CONDITION OF LICENSE), FSS ACT, 2006, FSS RULES, 2011, FSS REGULATIONS, GAZETTE NOTIFICATION, ADVISORIES/ORDERS, and USEFUL LINKS (FoSTac, FPIVS, FOOD SAFETY MITRA, More Links). At the bottom, there are links for Home, Privacy Policy, Disclaimer, Site Map, Refund & Cancellation Policy, and Terms & Conditions.




**Step 4: Select the Kind of Business [KoB] – as applicable. [Read Definitions before making selection.]**

**e.g. General manufacturing KoB under “Manufacturer” head.**

**Select appropriate Production capacity [Deciding criteria between Central License, State License and Registration] and Click on Proceed.**

The screenshot shows the FSSAI FoSCoS portal at the URL [foscos.fssai.gov.in/public/fbo/open-eligibility/N](https://foscos.fssai.gov.in/public/fbo/open-eligibility/N). The page title is "Select Kind of Business". Below the title, there are five tabs: Manufacturer, Trade/Retail, Food Services, Central Govt. Agencies, and Head Office. A yellow arrow points to the "Manufacturer" tab. Below the tabs, there is a list of business types with expandable sections: Dairy units, Vegetable oil and processing units, Slaughtering units, Meat processing units, Food or Health Supplements and Nutraceuticals etc., General Manufacturing, Proprietary Food, Non-specified food and food ingredients, and Substances Added to Food. The "General Manufacturing" section is expanded, showing details about production capacity and turnover. The details include: "Manufacturers / Processors other than dairy units, vegetable oil processing units, slaughtering units and meat processing units. Repacking means packing of food product into different sizes with labelling after doing minimal processing as required like sorting, grading, sieving etc. from wholesale packages. The food product is not manipulated & the composition or formulation is not affected or changed." and "More than 2 MT/day, No grains, cereals and pulses milling units". Below this, there are bullet points: "All grains, Cereals & Pulses milling units without any ceiling on quantity and/or other Food Businesses more than 100kg/Litre upto 2 MT/day" and "Turnover not exceeding Rs. 12 lakhs and whose production capacity of food does not exceed 100 kg/ltr per day".

### Step 5: Read the Group Heads of Kind of Business and select 'Head Office' group head.

[Home](#) | [About FoSCoS](#) | [FSSAI](#) | [User Manual](#) | [Login-Businesses](#) | [Login-Authorities](#)

#### Select Kind of Business

Select the state where premises is located for which License/Registration will be obtained. Delhi

**Note:** Each location will be issued separate license (except transporter where one license will be issued for all vehicle of a single transporter/ business). In case FBO is having premise/unit located in more than one state, FBO has to declare one premise as head office and shall obtain Central License for Head office and separate license for other location as per eligibility criteria (Central or State License or Registration).

**A Food Business Operator (FBO)'s premise shall have only one FSSAI License or Registration on which any number of kind of businesses (KoB) can be endorsed.**

Manufacturer
Trade/Retail
Food Services
Central Govt. Agencies
**Head Office**




If carrying out food business activities in more than one State with the same company/organisation name.

Head Office/Registered Office

☒ Head Office/Registered Office

[Clear Selected KOBs](#)
[Proceed](#)
[Cancel](#)

### Step 6: System will assess the Eligibility Criteria. Proceed further by clicking "Click here to apply for Central/State license for all businesses".

[Home](#) | [About FoSCoS](#) | [FSSAI](#) | [User Manual](#) | [Login-Businesses](#) | [Login-Authorities](#)

#### View Eligibility

After assessment of kind of Business(s) selected and inputs provided, you are eligible for:

S.No	Kind of Business	License Category
1	Manufacturer - General Manufacturing	Central License
2	Head Office - Head Office/Registered Office	

[Click here to apply for Central License for all businesses](#)

**DOCUMENTS REQUIRED**  
NEW LICENSE  
NEW REGISTRATION  
RENEWAL OF LICENSE  
MODIFICATION  
FEE STRUCTURE

**ADDITIONAL INFORMATION**  
ANNUAL RETURN  
FORM D-1/FORM D-2  
Importer  
Exporter  
INSPECTION CHECKLIST  
CONDITION OF LICENSE

FSS ACT, 2006  
FSS RULES, 2011  
FSS REGULATIONS  
GAZETTE NOTIFICATION  
ADVISORIES/ORDERS

**USEFUL LINKS**  
FoTaC  
FPIVS  
FOOD SAFETY MITRA  
More Links

[Home](#) | [Privacy Policy](#) | [Disclaimer](#) | [Site Map](#) | [Refund & Cancellation Policy](#) | [Terms & Conditions](#)

### Step 7: Fill the business premise related details and click on “Save & Next”

Fill Application Details

Form "B" : Application for License / Renewal of license under Food Safety and Standards Act, 2006

**Premises Detail** | Product Selection | Communication Details | Required Document | Payments

Name of Company/Organization\*

Address of Premises for which license is being applied

Address\* | District\* | Pincode\* | State | Sub-District\*

GST No. (If any) | PAN No. (If any) | CIN No. (If any)

**Save & Next** | Cancel

### Step 8: Fill in all the mandatory fields under head office/ registered office i.e. linked unit FSSAI License number.

Fill Application Details

Form "B" : Application for License / Renewal of license under Food Safety and Standards Act, 2006

**Premises Detail** | **Product Selection** | Communication Details | Required Document | Payments

Application Reference No. 10220712103766006 | Company Name: aaaaaaaaaaaaaaaaaa

Premises Address: aaaaaaaaaaaa, GANDHI NAGAR, East, Delhi, 111111

Kind of Business	License Category	Eligibility
Head Office - Head Office/Registered Office	Central License	Head Office/Registered Office
Manufacturer - General Manufacturing	Central License	More than 2 MT/day. <b>No grains, cereals and pulses milling units</b>

[View all FSSAI standardized Products](#)  
[Clubbing of variants of products](#)

**Head Office/Registered Office**

Sl. No	FSSAI License No. / Reference No. of Linked Premises/Units	Action
	10019042005143	<a href="#">Save &amp; Add</a>

**General Manufacturing**

**Other Detail**

**Previous** | **Save & Next**

**Step 9: Click on General manufacturing and fill mandatory fields. Choose food category, Sub-food Category name, product.**

Select **Relabeller** from the Kind of business dropdown. [Read definition of Relabeller]

Then click on Save & Add.

View all FSSAI standardized Products  
Clustering of variants of products

Head Office/Registered Office

General Manufacturing

Production Capacity (MT/Day) \*

25

Food Category	Sub-Food Category Name	Product	Kind of Business	Action
12 - Salts, spices, soups, sauces, etc	12.1 - Salt and salt substitutes	Add/Edit Product	<div style="border: 1px solid #ccc; padding: 2px;">           Select            Manufacturer  <b>Relabeller</b>            Repacker         </div>	Save & Add

**Important Information:**

1. "Relabeller" means a food business operator who gets his/her product(s) manufactured/packed from a third party manufacturer/processor.

2. "Repacker" means a food business operator who repacks a food product into different sizes without changing or affecting the nature, composition or formulation of the food product.

Other Detail

Previous

Save & Next

**Step 10: Click on "Add Manufacturer details" by declaring the license number of Manufacturers and the Product quantity/volume in MT or KG being manufactured by Manufacturer on behalf of Relabeller.**

Then click on Save.

Application Reference No. 10220711103761326      Company Name: aaaaaaaaaaaaaaaaaa

Premises Address: aaaaaaaaaa, GANDHI NAGAR, East, Delhi, 111111

Manufacturer Premises Details

Capacity	Unit	Mode	Action
10	MT	Per Day	Save

**Ok**

Production Capacity (MT/Day) \*

25

Food Category	Sub-Food Category Name	Product	Kind of Business	Action
12 - Salts, spices, soups, sauces, salads and protein products	12.1 - Salt and salt substitutes	Edible Common Salt [12.1.1]	Relabeller - General Manufacturing	Add Manufacturer(0) Delete Save & Add

**Important Information:**

1. "Relabeller" means a food business operator who gets his/her product(s) manufactured/packed from a third party manufacturer/processor.

2. "Repacker" means a food business operator who repacks a food product into different sizes without changing or affecting the nature, composition or formulation of the food product.

Other Detail

Previous

Save & Next

**DOCUMENTS REQUIRED**

NEW LICENSE

**ADDITIONAL INFORMATION**

ANNUAL RETURN

**FSS ACT, 2006**

FSS RULES, 2011

**USEFUL LINKS**

FoSTrac

Step 11: Verify the details of manufacturer and click on “ok”.

Application Reference No. 10220711103761326 Company Name: aaaaaaaaaaaaaaaaaa  
Premises Address: aaaaaaaaaa, GANDHI NAGAR, East, Delhi, 111111

### Manufacturer Premises Details

Fssai Lic. No.	Name of Manufacturer	Address	Capacity	Unit	Mode	Action
			10	MT	Per Day	Delete
				-Select-	Per Day	Save

**Ok**

**Food Category** 12 - Salts, spices, soups, sauces, salads and protein products  
**Sub-Food Category Name** 12.1 - Salt and salt substitutes  
**Product** Edible Common Salt [12.1.1]  
**Kind of Business** Relabeller - General Manufacturing  
**Action** Add Manufacturer(1) Delete

Select Food Category Select Sub-Food Category Add/Edit Product Select Save & Add

**Important Information:**  
1. "Relabeller" means a food business operator who gets his/her product(s) manufactured/packed from a third party manufacturer/processor.  
2. "Repacker" means a food business operator who repacks a food product into different sizes without changing or affecting the nature, composition or formulation of the food product.

Other Detail  
Previous Save & Next

**DOCUMENTS REQUIRED** NEW LICENSE  
**ADDITIONAL INFORMATION** ANNUAL RETURN FORM D-1 (FORM D-1)  
**FSS ACT, 2006** FSS RULES, 2011  
**USEFUL LINKS** Fssaiac

Step 12: If you want to continue with the application, you are required to create login. Fill the required details to create the login and then click “submit”.

Applicant Details

Applicant Name \*

Primary Contact Detail

Email \*

Belongs To \*

Secondary Contact Detail

Email

Belongs To

Login Credential

Login Id \*

Password \*

Confirm Password \*

### Confirm Verification Code

Verification code has been sent to Email Id ku\*\*\*\*\*@gmail.com.  
627366

Verification code has been sent to 99XXXXXX53.  
457370

03:55

**Submit** **Close**

450410

Enter Captcha \* 450410

**NOTE ->**  
1. Kindly note your application reference ID, as it will be your login ID until license is generated. Once license generated, the license number will be your login ID.  
2. Password length should be minimum 6 to maximum 21 characters and should be alphanumeric with at least one uppercase character and one special character{!@,X,S,%,"^,\*,\_,-,~}.

**Submit**

**Step 13: Login id will be generated for future references and click “ok”.**

**User Sign Up Successfully**

You have registered with FOSCOs and login id created Successfully. Your login id is 9991820653.

**Note:** Once license generated, the license number will be your login ID

**Ok**

**Applicant Details**

Applicant Name \* XYZ

**Primary Contact Detail**

Email \* kuma

Belongs To \* Self

**Secondary Contact Detail**

Email

Belongs To Please Select

**Login Credential**

Login Id \* 1022071103761326

Password \* \*\*\*\*\*

Confirm Password \* \*\*\*\*\*

**450410**

Enter Captcha \* 450410

**Submit**

**NOTE :-**

- Kindly note your application reference ID, as it will be your login ID until license is generated. Once license generated, the license number will be your login ID.
- Password length should be minimum 6 to maximum 21 characters and should be alphanumeric with at least one uppercase character and one special character([0-9,A-Z,a-z,"',.,-]).

**Step 14: Then, you will be directed to fill all the details in Form B. After filling up the complete details, click on “Save & Next”.**

**Personal Details**

Email \* jeeva@gmail.com

State \* Delhi

Pincode \* 111111

FSSAI Certificate No.

FSSAI Certificate No.

**Address**

Address \* jeeva@gmail.com

District \* East

Photo ID Card \* Voter ID

Photo ID No \* 111111111111111111

**Qualification**

Qualification \* 12

Mobile No \* 1111111111

**Other License Details**

S.No	License Category	License No.	Issued Date	Expiry Date	Issued By	Upload Document(s)	Action(s)
Select License	License No.	Issued Date	Expiry Date	Issued By	Choose File	No file chosen	Add & Save

**Food Safety Measures Details**

Food Safety Measures Details

License No.

Enter License No.

**Food Safety Measures Details**

FSM No.

Enter FSM No.

**Period for which license required**

Select Year \*

Year Application fee: Rs. 7500

**Save & Next**

**NOTE :-**

1. The period cannot be changed once application has been submitted.



**Step 15: Upload all the necessary documents and click on “Save & Next”. Upload ‘NOC from Manufacturers’ in Other Document Section. In case there are more than one NOC, please merge and upload as a single document.**

Document Upload successfully

**Fill Application Details**

Form "B": Application for License / Renewal of license under Food Safety and Standards Act, 2006

Application Reference No. 1022071103763326 Company Name: aaaaaa

Premises Address: aaaaaa, GANDHI NAGAR, East, Delhi, 110001

Kind of Business	License Category	Eligibility
Manufacturer - General Manufacturing	Central License	More than 2 MT/day, No grains, cereals and pulses milling units

S.No.	Document Description	Submission Type	Upload Document(s) (Max File Size:3MB, Type:pdf,jpeg,jpg,png)
1	Blueprint/Layout plan of the processing unit showing the dimensions in metres/square metres and operation-wise area allocation *	Mandatory	View / Delete
2	List of Directors/Partners/Proprietor/Executive Members of Society/Trust with full address and contact details with nomination of authorized signatory *	Mandatory	View / Delete
3	Name and List of Equipments and Machinery along with the number, installed capacity and horsepower used *	Mandatory	View / Delete

Note: All Documents shall be self-attested by Authorized Signatory/ Proprietor/ Individual or Applicant before uploading. \*denotes document to be submitted on letter head of the firm/company etc.

Scroll down on the page.

10 Production unit photographs Mandatory View / Delete

**Other Document**

Note: Upload State specific documents in this section. (View Mandatory Documents)

Sl.No.	Document Description	Upload Document(s) (Max File Size:3MB, Type:pdf,jpeg,jpg,png)
1	Water Test Report	View / Delete

Select Choose File No file chosen Upload

☒ I/We declare that -

- I/We have read, understood and shall abide all provisions of FSS Act, 2006 and rules, Regulations made therein and orders issued from time to time applicable to declared food business.
- I/We have food safety plan for the food business activities mentioned in the application (Form B) to ensure that articles of food satisfy the requirements of FSS Act 2006 and Rules and Regulations made thereunder. Our facility shall comply with the general hygiene and sanitary requirements as mentioned in the Schedule 4 of the FSS (Licensing and Registration of Food Businesses) Regulations, 2011.
- I/We shall abide with all conditions of License.
- Expected capacity/turnover of the food business is to the best of my knowledge. I/We shall modify the License as and when our eligibility in the mentioned criteria changes.
- I/We shall be responsible for Permissions/No Objection Certificates from other Govt. bodies wherever required.
- In case of manufacturing, the endorsed products refer to products for which standards are prescribed as per FSS (Food Products and Additives) Regulations and FSS (Health Supplements, Nutraceuticals, Food for Special Dietary Use, for Special Medical Purpose, Functional Food and Novel Food) Regulations, 2016 and FSS (Approval for Non-Specific Food and Food Ingredients) Regulation, 2017 and FSS (Alcoholic Beverages) Regulation, 2018. Only products as per above mentioned FSS regulations are allowed to be manufactured. In case of proprietary food manufactured by us in our manufacturing facilities, I/We shall follow the FSS Act, 2006 and subsequent rules and regulations made there under and shall be fully responsible for the safety of proprietary food as mentioned in the form.
- In case of repacking of food articles, the food items shall be brought/transported to our unit under hygienic conditions with proper bulk packaging while maintaining the required special storage/transport conditions.
- I shall manufacture only Standardised Products, its types and sub-types as per FSS (Food Products and Additives) Regulations, 2011. In case of any deviation in ingredients or additives of the endorsed food products, I will get my license modified under suitable category before manufacturing of such food products

I do hereby solemnly affirm and declare that all information and particulars furnished here by me are true and correct to the best of my knowledge.

Declaration || Conditions of License || Inspection Checklist

घोषणा || अनुमति की शर्तें || निरीक्षण जाँच सूची

Previous Save & Next



**Step 16: Preview the application by clicking on “Preview Application” and proceed further by paying your fee by clicking “Pay” button.**

**After successful payment the FoSCoS payment receipt will be generated and application will be submitted successfully.**

The screenshot displays the FoSCoS (Food Safety Compliance System) application details page. The page is titled "Fill Application Details" and shows the application reference number 10220711103761326 and the company name. The application is for a Central License for a Manufacturer - General Manufacturing, with a total amount of Rs. 7500. The page includes a table for application details and a section for payment options. The "Preview Application" and "Pay" buttons are highlighted with yellow arrows.

**Fill Application Details**

Form "B": Application for License / Renewal of license under Food Safety and Standards Act, 2006

Application Reference No. 10220711103761326 Company Name: aaaaaaaaaaaaaaaaaa

Premises Address: aaaaaaaaaa, GANDHI NAGAR, East, Delhi, 111111

Kind of Business	License Category	Eligibility
Manufacturer - General Manufacturing	Central License	More than 2 MT/day. No grains, cereals and pulses milling units

Total Amount: Rs. 7500

Online Payment through RazorPay PayUBiz

**Preview Application** **Previous** **Pay**

Note: Once you click on 'Pay' button, you will not be able to modify any details. So kindly make sure all the information provided in the application is correct.

Credit Card (Visa/Mastercard) - Taxes as applicable per transaction  
Debit Cards - Taxes as applicable per transaction  
Net Banking - Taxes as applicable per transaction

Note - \* Taxes over and above as applicable and charges to be absorbed from end customer

1. Kindly keep note of your Merchant transaction ID and application reference number.  
2. In case your payment attempt has failed and the payment status is PROCEED on the FoSCoS, use the PROCEED link to pay the fees.  
3. For cases where amount is debited from your bank account/card but the payment status is PROCEED on the FoSCoS use the PROCEED link to pay the fees. Amount debited from your bank account/card will be credited back to your account in seven working days. In case the amount is not