

How to apply license for Airport/Seaport?

Step 1: Refer to How to apply for license/registration manual on <https://foscos.fssai.gov.in/>

Step 2: Click on License/Registration and Apply for License/Registration on the yellow Menu box.

The screenshot shows the FSSAI application portal. At the top, there is a navigation bar with icons for Track Application, Know Your Officer, FBO Search, How to Apply, Application Processing, and License Kit. Below this, there is a section for entering the Application Reference No. and Captcha Code. A QR code is displayed on the right, with text indicating that filling applications becomes easier through the 'Food Safety Connect' app. Below the input fields, there is a 'Submit' button. At the bottom, there is a row of five colored boxes representing different services: Apply License/Registration (orange), Modification of License and Registration Fee (green), Renewals Fee (blue), Food Consumer Grievance (purple), and File Express Annual Return (dark blue).

Step 3: Click on Apply for License/Registration on the blue Box.

The screenshot shows the 'Apply for New License/Registration' page. The header includes the FSSAI logo, the FoSCoS logo, and the 'Eat Right India' logo. Below the header, there is a navigation bar with links: Home, About FoSCoS, FSSAI, User Manual, Login-Businesses, and Login-Authorities. The main content area features three colored boxes: Apply For License/Registration (red), Apply For License/Registration [Railways] (green), and Apply For License/Registration [Airport/Seaport] (blue). At the bottom, there is a footer with four columns: DOCUMENTS REQUIRED, ADDITIONAL INFORMATION, FSS ACT, 2006, and USEFUL LINKS.

Step 4: Select the Airport /seaport and Read the Note before proceeding.

Select Kind of Business

Name of Airport/Seaport

Note :-If Your Airport/Seaport not listed in Drop down. Please select the Any other Airport/Seaport option from the Drop Down.

Step 5: Read the Group Heads of Kind of Business and select the appropriate Kind of Business.
Under Trade/retail and food services group head there are different Kind of businesses as below:

Select Kind of Business

Name of Airport/Seaport

State Name : Tamil Nadu

Note :-If your Airport/Seaport not listed in Drop down. Please select the Any other Airport/Seaport option from the Drop Down.

Trade/Retail

Food Services

If conducting food business activities such as storing, wholesaling, retailing, distributing, transporting, food vending agencies, supplying, marketing etc.

Storage (Except Controlled Atmosphere and Cold)

Storage (Cold / Refrigerated)

Storage (Controlled Atmosphere + Cold)

Wholesaler

Retailer

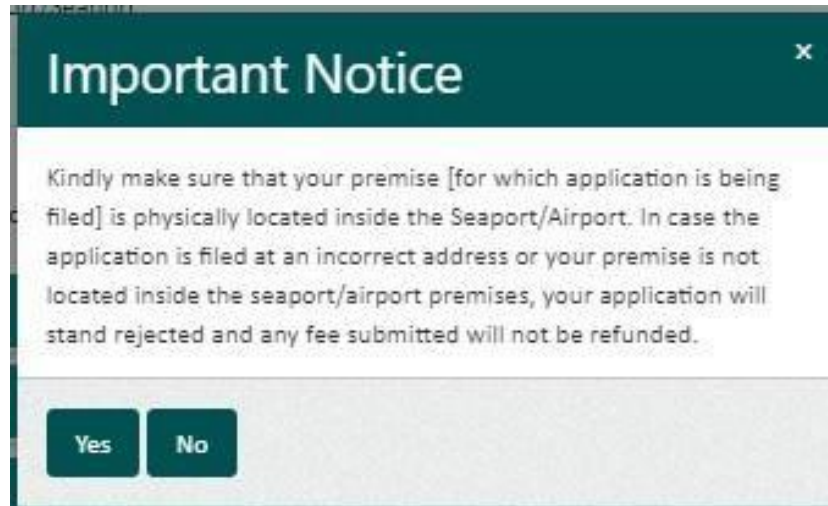
Distributor

Clear Selected KOBs

Proceed

Cancel

Step 6: Read the notice carefully and proceed further.

A dialog box titled "Important Notice" with a close button (X) in the top right corner. The text inside reads: "Kindly make sure that your premise [for which application is being filed] is physically located inside the Seaport/Airport. In case the application is filed at an incorrect address or your premise is not located inside the seaport/airport premises, your application will stand rejected and any fee submitted will not be refunded." At the bottom, there are two buttons: "Yes" and "No".

Important Notice X

Kindly make sure that your premise [for which application is being filed] is physically located inside the Seaport/Airport. In case the application is filed at an incorrect address or your premise is not located inside the seaport/airport premises, your application will stand rejected and any fee submitted will not be refunded.

Yes **No**


Step 7: Fill in all the mandatory fields as shown in Form B. Please fill the communication details with caution as all the communication made by the authority will be done to the mentioned contact details viz Mobile No. or Email Id etc. Fill GST/PAN/CIN in the relevant fields as applicable to your firm/company.


View Eligibility


After assessment of kind of Business(s) selected and inputs provided, you are eligible for:


S.No	Kind of Business	License Category
1	Airport/Seaport - Storage (Cold / Refrigerated)	Airport/Seaport


Click here to apply for Airport/Seaport for all businesses

 Premises Detail

 Product Selection

 Communication Details

 Required Document

 Payments

Name of Company/Organization*

AIRPOPRT

Address of Premises for which license is being applied

Address *

ADDRESS

District *

South East

Premises Located At:

Delhi Airport

GST No.(If any)

PAN No.(If any)

CIN No.(If any)

State

Delhi

Pincode *

112255

Save & Next

Cancel

Application Reference No. 40220316102744391

Company Name: DBDJKK

Premises Address: sjkhcjkcs, CIVIL LINES, Central, Delhi, 654654

Kind of Business	License Category	Eligibility
Trade/Retail - Storage (Except Controlled Atmosphere and Cold)	Airport/Seaport	Storage (Except Controlled Atmosphere and Cold)

[View all FSSAI standardized Products](#)
[Clubbing of variants of products](#)

Storage (Except Controlled Atmosphere and Cold)



Previous

Save & Next

Sign Up Details



Applicant Details

Applicant Name *

Primary Contact Detail

Email *

Mobile No. *

Belongs To *

Secondary Contact Detail

Email

Mobile No.

Belongs To

Login Credential

Login Id *

Password *

Confirm Password *

441597



Enter Captcha *

NOTE :-

1. Kindly note your application reference ID, as it will be your login ID until license is generated. Once license generated, the license number will be your login ID.
2. Password length should be minimum 6 to maximum 21 characters and should be alphanumeric with at least one uppercase character and one special character({,},,%,^,*,!,.,-,-,~).

Submit

Activate
Go to Se

Step 8: Upload the relevant set of documents.

Premises Detail

Product Selection

Communication Details

Required Document

Payments

Premises Address: ADDRESS, South East, Delhi, 112255

Company Name: AIRPORT

Kind of Business	License Category	Eligibility
Airport/Seaport- Storage (Cold / Refrigerated)	Airport/Seaport	Storage (Cold / Refrigerated)

S.No.	Document Description	Submission Type	Upload Document(s) (Max File Size:2MB, Type:pdf,jpeg,jpg,png) View Mandatory Documents
1	List of Directors/Partners/Proprietor/Executive Members of Society/Trust with full address and contact details	Mandatory	<div>Choose File</div> <div>No file chosen</div> <div>Upload</div>
2	Photo I.D and address proof issued by Government authority of Proprietor/Partner/Director(s)/Authorised Signatory.	Mandatory	<div>Choose File</div> <div>No file chosen</div> <div>Upload</div>
3	Proof of possession of premises. (Sale deed/ Rent agreement/ Electricity bill, etc.)	Mandatory	<div>Choose File</div> <div>No file chosen</div> <div>Upload</div>
4	Partnership Deed/Self Declaration for Proprietorship/Memorandum & Articles of Association towards the constitution of the firm	Mandatory	<div>Choose File</div> <div>No file chosen</div> <div>Upload</div>
5	Form IX: Nomination of Persons by a Company alongwith the Board Resolution(Not required in case of Proprietorship firm). Click here to Download in English Click here to Download in Hindi	<div><input checked="" type="radio"/> Mandatory</div> <div><input type="radio"/> Not applicable</div>	<div>Choose File</div> <div>No file chosen</div> <div>Upload</div>
6	Proof of Expected Annual Turnover(self attested)	Mandatory	<div>Choose File</div> <div>No file chosen</div> <div>Upload</div>

Other Document

No.	Document Description	Upload Document(s) (Max File Size:2MB, Type:pdf,jpeg,jpg,png) View Mandatory Documents
	<div>Select</div>	<div>Choose File</div> <div>No file chosen</div> <div>Upload</div>

☒ I/We declare that –

I/We have read,understood and shall abide all provisions of FSS Act,2006 and Rules, Regulations made therein and orders issued from time to time applicable to declared food business.

I/We have food safety plan to ensure that articles of food mentioned in form satisfy the requirements of FSS Act 2006 and Rules and Regulations made thereunder.

Our facility shall comply with the general hygiene and sanitary requirements as mentioned in the Schedule 4 of the FSS (Licensing and Registration of Food Businesses) Regulations, 2011.

I/We shall abide with all conditions of License.

Expected capacity of the business is to the best of my knowledge. I/We will modify our License as and when our eligibility in the mentioned criteria for License changes.

I will be responsible for Permissions/No Objection Certificates from other Govt. bodies wherever required.

I do hereby solemnly affirm and declare that all information and particulars furnished here by me are true and correct to the best of my knowledge.

Previous

Save & Next

Step 9: Pay the fee with available modes and apply.

Premises Address: ADDRESS, South East, Delhi, 112255

Company Name: AIRPOPRT

Kind of Business	License Category	Eligibility
Airport/Seaport - Storage (Cold / Refrigerated)	Airport/Seaport	Storage (Cold / Refrigerated)

Total Amount: Rs. 15000

☐ PayUBiz ☐ PayGov ☐ CitrusPay

Preview Application

Previous

Step 10: After completing the payment, a receipt will be generated with a 17-digit reference number which can be used for future reference.

Application Receipt

Receipt		
Reference No :	42002041047488075	Date : 04-02-2020
Name of Company/Organization :	AIRPOPRT	
Premises Address :	ADDRESS, South East, Delhi-112255	
Kind of Business :	Storage (Cold / Refrigerated)	
Category of License :	Airport/Seaport[Delhi] [New License]	
Fee Paid :	Rs 15000 (2 Year(s))	

Note: FSSAI doesn't contact applicants over telephone for License/Registration. Queries relating to License/Registration are only raised online. License related complaints may be reported at helpdesk - 1800110100 and licensing@fssai.gov.in.

[View/Print License Application](#)

[Print](#) [Cancel](#)

Step 11: User can track the status of application through the Homepage i.e. <https://foscoss.fssai.gov.in/>

  **FOOD SAFETY AND STANDARDS AUTHORITY OF INDIA**
Ministry of Health and Family Welfare, Government of India

 **FoSCoS**
Food Safety Compliance System


 **Eat Right India**
सही खाने, सही जीवन.

[Home](#) | [About FoSCoS](#) | [FSSAI](#) | [User Manual](#) | [Login-Businesses](#) | [Login-Authorities](#)

  Last Date: 31st March 2020

[View all FSSAI Standardized Products](#) [Clubbing of variants of products](#) [View all Eligibility Criteria Details](#)

 [Track Application](#)  [Know Your Officer](#)  [FBO Search](#)  [How to Apply](#)  [Application Processing](#)  [License Kit](#)

Enter Application Reference No.

Enter Captcha Code

597705 

[Submit](#)

Filling Application for Registration becomes easier through App. Remain updated with FSSAI news. To download 'Food Safety Connect' App, Scan the below QR

