


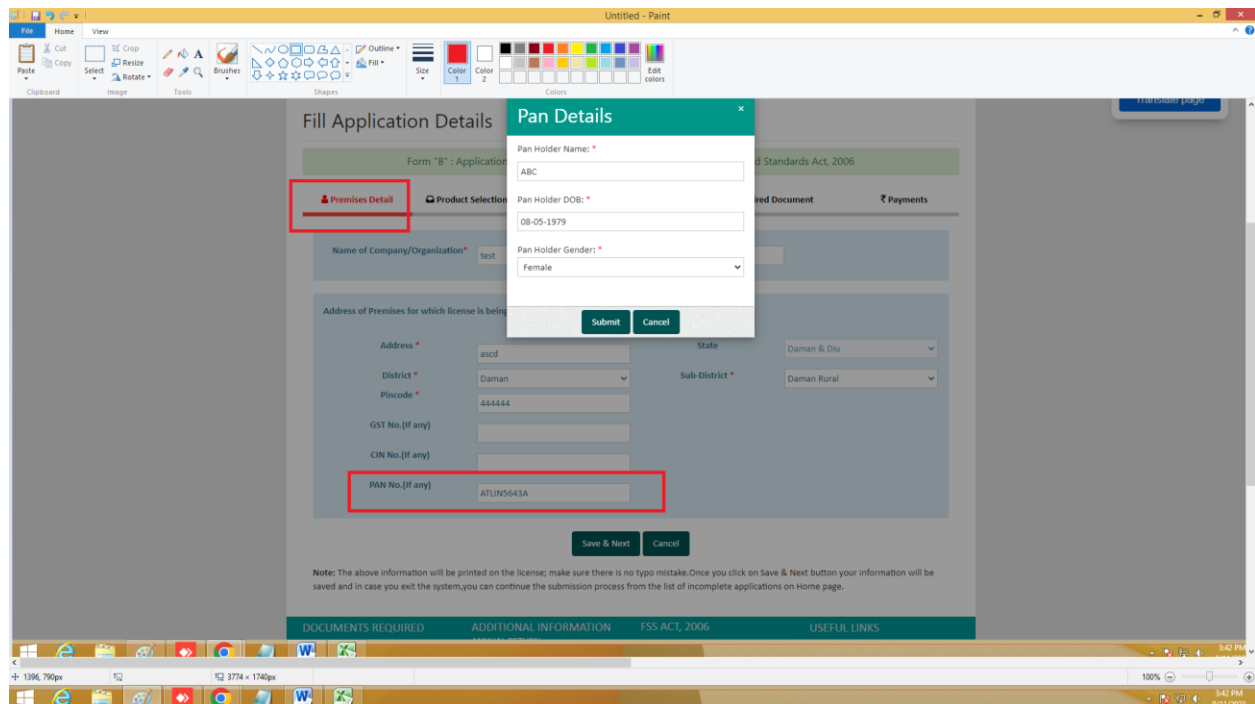
# User Manual for Identification of Special Category (Women, Transgender) for Faster Processing of Applications

## License Application:

### 1. FBO needs to click on Apply for New License/Registration




### 2. While filling up the license application , kindly mention PAN details under the Premises Detail



# User Manual for Identification of Special Category (Women, Transgender) for Faster Processing of Applications

## Registration Application:

### 1. FBO needs to click on Apply for New License/Registration



### 2. Enter PAN number under Address of Premises where food business is located.

Kind of Business

☒ Manufacturer - General Manufacturing

Address of Premises where food business is located

Address : \*

State : \*

District/Region/Zone : \*

Sub-Division/Station/Division (Railways) : \*

Village : \*

Pin Code : \*

Nearest Landmark :

Pan No(If Any) :

Is your Correspondence Address same as Address of Premises? ☒ Yes ☐ No

Correspondence Address

Address : \*

State : \*

District/Region/Zone : \*

Sub-Division/Station/Division (Railways) : \*